

NC Drought
Management
Advisory
Council
Annual
Meeting

Duke Energy Update

September 21, 2023

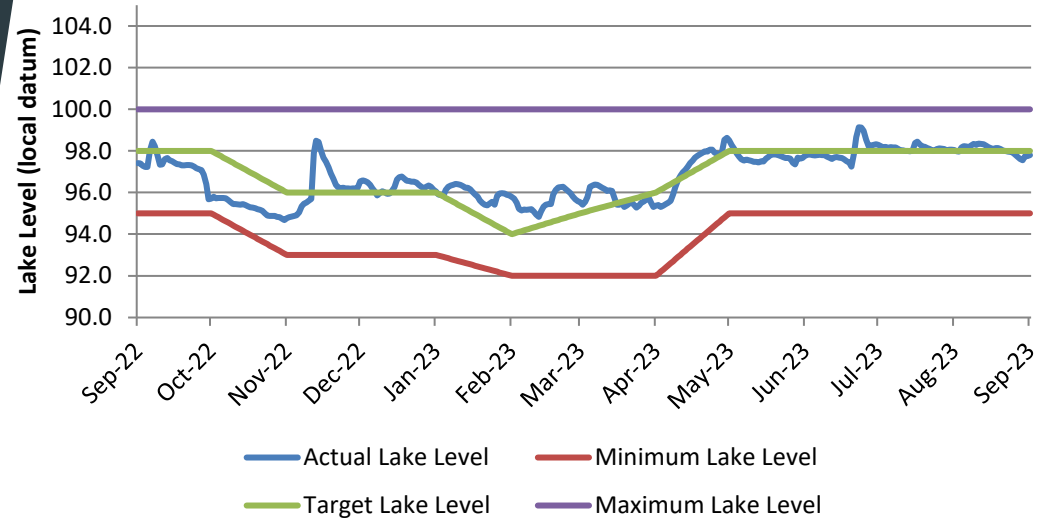
Lynne Dunn

Duke Energy Hydro Operations

Reservoir Trends Sept. 2022 - Sept. 2023

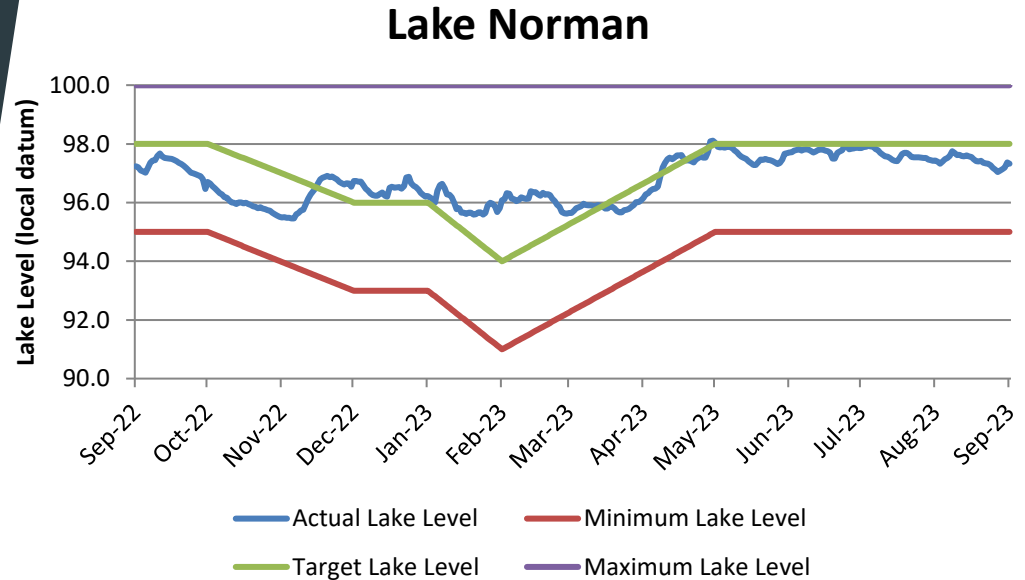
- ▶ 100 ft. local datum represents full pond.
- ▶ Lake James was managed $\frac{1}{2}$ ft. below the summer target to support maintenance activities downstream. Maintenance activities were completed in July 2023, and the lake returned to the normal summer target.

Lake James



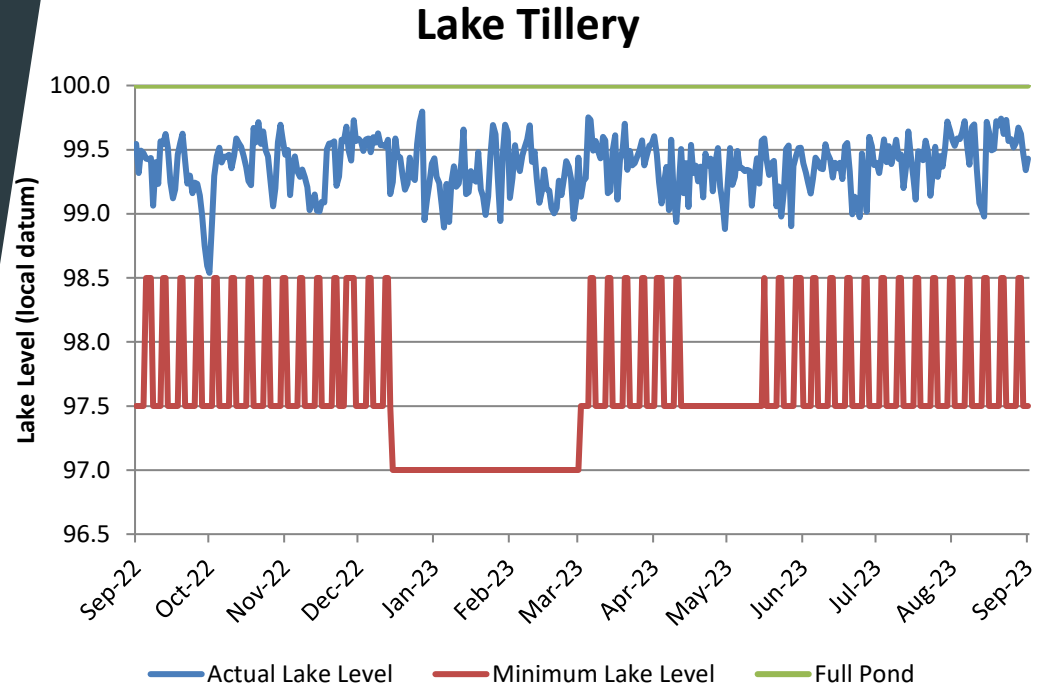
Reservoir Trends (continued) Sept. 2022 - Sept. 2023

- ▶ 100 ft. local datum represents full pond.
- ▶ Lake Norman is being managed $\frac{1}{2}$ ft. below the normal summer target of 98.0 ft. to support maintenance activities downstream at Wateree. Lake Norman should return to the normal summer target in 2024.
- ▶ Lake Norman was higher than the normal target in the winter because of the forecast of dry conditions going into the spring and summer.



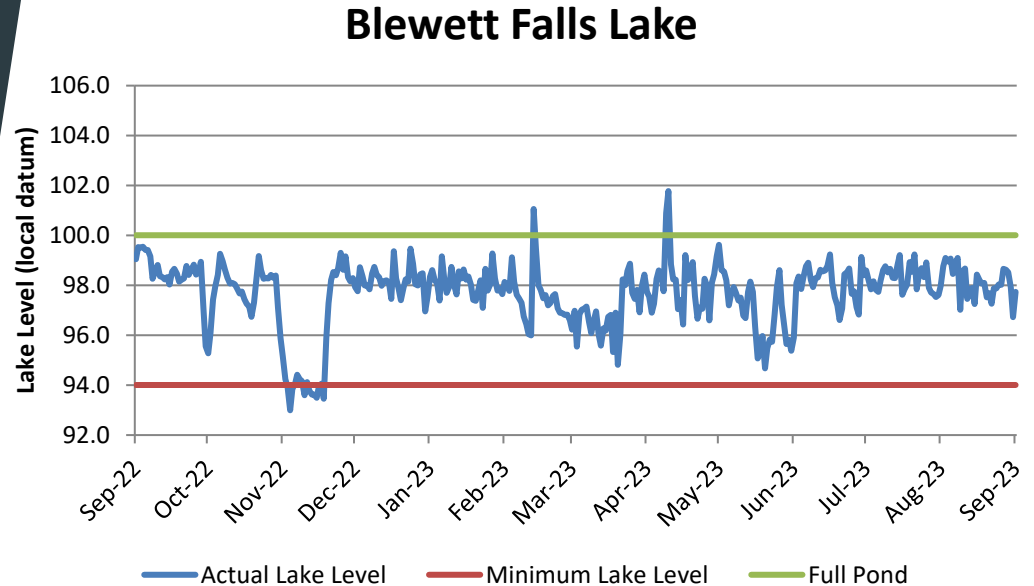
Reservoir Trends (continued) Sept. 2022 - Sept. 2023

- ▶ 100 ft. local datum represents full pond.
- ▶ Lake Tillery does not have a target or maximum level.
- ▶ Drawdown in late September 2022 was due to high inflows expected from Hurricane Ian.
- ▶ As you can see from the chart, Lake Tillery is normally managed in a small (< 1 ft.) range.



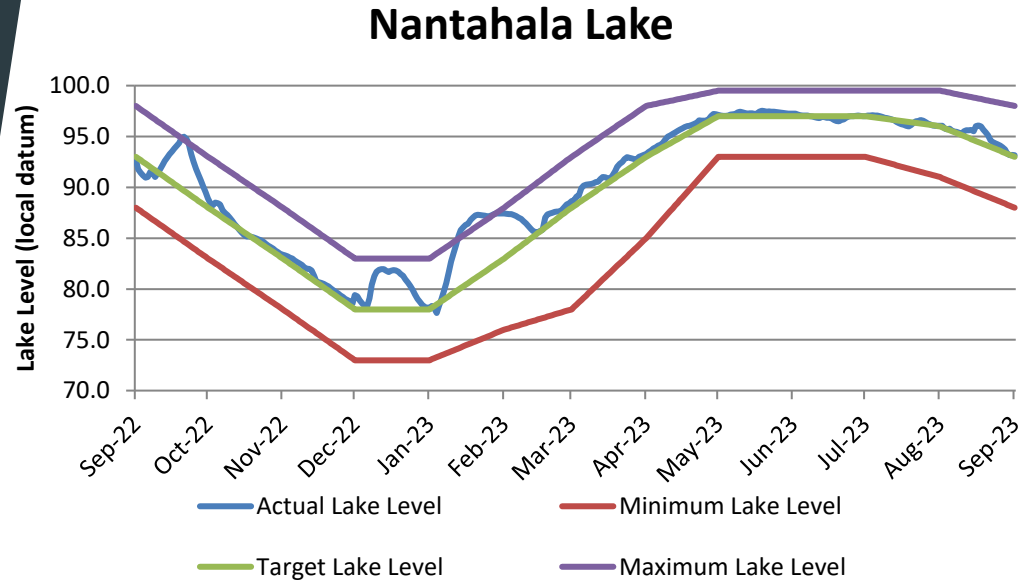
Reservoir Trends (continued) Sept. 2022 - Sept. 2023

- ▶ 100 ft. local datum represents full pond.
- ▶ Blewett Falls Lake does not have a target or maximum level.
- ▶ Blewett Falls Lake was drawn down in November 2022 for repair work on the spillway gates.
- ▶ The spillway gates are working well. The chart shows two spill events over the last year with levels exceeding full pond.



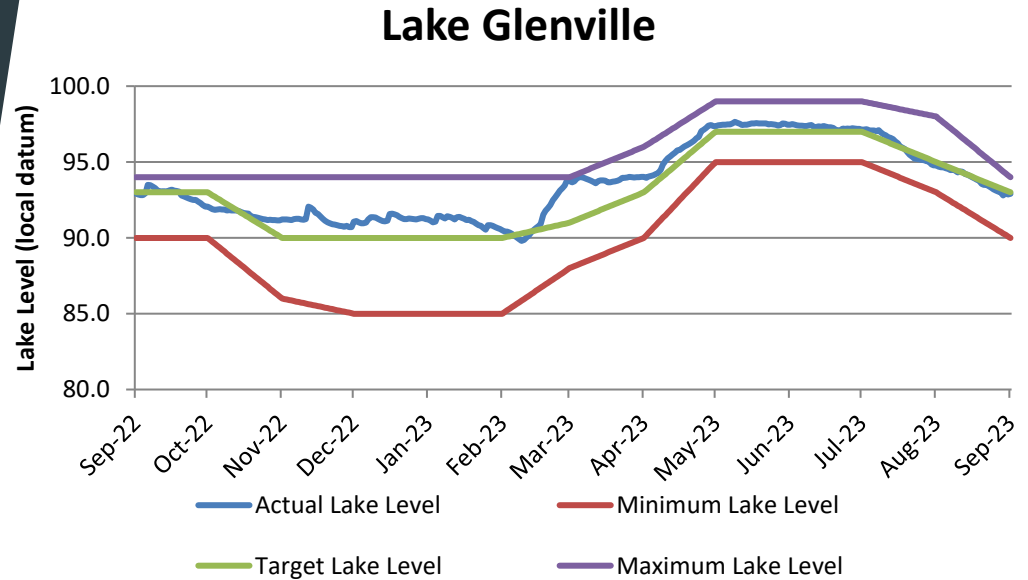
Reservoir Trends (continued) Sept. 2022 - Sept. 2023

- ▶ 100 ft. local datum represents full pond.
- ▶ Lake level exceeding the maximum level in Sept 22 and then Jan 2023 are related to station outages.
- ▶ No concerns with low inflows as the lake level target is declining down to the winter target of 78.0 ft.



Reservoir Trends (continued) Sept. 2022 - Sept. 2023

- ▶ 100 ft. local datum represents full pond.
- ▶ No concerns with low inflows as the lake level target is declining down to the winter target of 90.0 ft.



Operations Summary

- Since our last meeting, all basins have experienced dryer conditions. The light rainfall the basins receive is providing enough inflow for recreation releases. Those releases end in October. Operations is doing well with conservative operations to prevent the lakes from declining too much.

Low Inflow Protocol Status

- Catawba-Wateree
 - Entered drought Stage 0 Jan. 1, 2022, and recovered to normal conditions on Jan. 1, 2023.
- Nantahala Area and Yadkin-Pee Dee
 - Operating under Normal Conditions

